

CHARACTER EDUCATION MANNERS



MANNERS

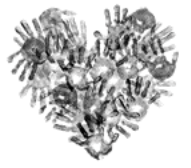


TABLE OF CONTENTS

FORMS & SUPPLEMENTS

Parent Letter.....	3
Writing Prompts & Recommended Read Alouds.....	4
Morning Announcements.....	5
Reward Tags and Bookmarks.....	6-7
Pre and Post Survey.....	8-9
Certificate.....	10-11

ACTIVITIES

Ways to show Manners.....	12-17
Students/Leaders/Careers/Digital Manners.....	18-21
Good Manners or not?	22-23
Cause and Effect.....	24-29
Road to Good Manners.....	30-35
Good-Mannered World	36-46
Self-reflection.....	47-52
Task Cards: Think and Discuss.....	53-63
Situation Cards: What would you do?	64-74

BULLETIN BOARD/DÉCOR ELEMENTS & GOOGLE LINK

Definition Posters.....	74-78
Quote Poster.....	79
Students/Careers/Leaders/ Digital Posters.....	80-83
Manners looks/feels/sounds like	84-86
Manners Pledge.....	87-88
Bulletin Board Letters.....	89-92
Binder Spines.....	93

MANNERS

PARENT LETTER


Hello Parents,

We are learning all about showing good manners. We defined good manners as: Treating others with courtesy and politeness, and showing respectful behavior.

Here are some ways you can teach Good Manners to your child at home:



Lead by Example: Children learn a lot by observing their parents and caregivers. Model good manners in your interactions with others, including saying "please" and "thank you," being polite, and showing respect.



Explain the "Why": Help children understand the reasons behind good manners. Explain how manners make interactions more pleasant, show respect for others, and build positive relationships.



Table Manners: Teach proper table manners during meals. This includes using utensils correctly, not talking with food in their mouths, and asking to be excused from the table.



Reinforce Online Etiquette: In today's digital age, teach children about online manners, including being respectful and kind when communicating through technology.

MANNERS

WRITING PROMPTS

1. Imagine you are a superhero with the power of good manners. Describe how you use your manners to save the day.
2. Write a letter to a friend explaining why manners are important in everyday life. Share examples of how you use good manners.
3. Describe a scenario where someone is not using good manners. What could they have done differently to show better manners?
4. Imagine you have a time machine that can take you to any historical period. Write a journal entry about how people in that time practiced good manners and compare it to today.
5. Write a persuasive essay explaining why everyone should make an effort to have good manners. What are the benefits for individuals and society as a whole?

MANNERS

RECOMMENDED READ ALOUDS

- * "Do Unto Otters: A Book About Manners" by Laurie Keller
- * "Llama Llama Time to Share" by Anna Dewdney
- * "Excuse Me: A Little Book of Manners" by Karen Katz
- * "Please, Mr. Panda" by Steve Antony
- * "The Berenstain Bears Forget Their Manners" by Stan and Jan Berenstain
- * "Mind Your Manners, B.B. Wolf" by Judy Sierra
- * "The Way I Act" by Steve Metzger
- * "Tea Rex" by Molly Idle
- * "Manners Mash-Up: A Goofy Guide to Good Behavior" by Teddy Slater
- * "Manners Can Be Fun" by Munro Leaf
- * "Dude, That's Rude" by Pamela Espeland
- * "What if Everybody Did That?" By Ellen Javernick
- * "Little Critter's Manners" by Mercer Mayer
- * "Manners at School" by Chris Lensch

MANNERS

MORNING ANNOUNCEMENTS

Name: _____

Date: _____

***Week 1:** We are learning all about Manners. We defined good manners as: treating others with courtesy and politeness, and showing respectful behavior. Some ways you can show manners at school are saying please, thank you, sorry, and excuse me, sharing, waiting for your turn to speak, and cleaning up after yourself.

***Week 2:** We are continuing to learn all about Manners. Remember showing good manners means treating others with courtesy and politeness, and showing respectful behavior. Some ways that you can show manners at home is chewing with your mouth closed, respecting your siblings stuff, and putting away technology at mealtimes.

***Week 3:** We are continuing to learn all about Manners. Remember showing good manners means treating others with courtesy and politeness, and showing respectful behavior. Some ways that you can show good manners in your community is by holding the door open for others, covering your cough and sneeze, and being a good sport.

***Week 4:** As we continue to learn about Manners let's reflect on this quote by Laurence Sterne, "Respect for ourselves guides our morals, respect for others guides our manners." This means that being a respectful person means having good manners.

***Week 5:** Showing good manners is an essential trait to have for many careers. Customer Service Representatives for example have to show a lot of good manners. A Customer Service Rep. works with customers who have complaints, orders, or require information about products/services purchased from the organization. One of the important qualities in a good customer service rep is to be polite, attentive, and empathetic. They do this by greeting customers with a warm welcome, and use their name to address them. They listen attentively to the customers concerns without interrupting. They are mindful of the customers time, and always maintain a professional demeanor and tone. Think of a career you may be interested in and how you can show good manners in that career.

***Week 6:** Good Manners are also shown by many leaders throughout history and is an important feature of being a leader. Elizabeth II was Queen of the United Kingdom from 1952 until her death in 2022. She always maintained her composure and showed poise. The Queen had a motto to "show respect and be respected". When she greeted others, she always looked them in the eye and shook their hand or waved hello. She spoke about how we should treat others. She said, "As we look for new answers in the modern age, I for one, prefer the tried and tested recipes, like speaking well of each other and respecting different points of view, coming together to seek out the common ground, and never losing sight of the bigger picture. To me, these approaches are timeless." Think about how you can be a leader in your classroom and show good manners.

**I SHOWED
GOOD
MANNERS**



**I SHOWED
GOOD
MANNERS**



**I SHOWED
GOOD
MANNERS**



**I SHOWED
GOOD
MANNERS**



**I SHOWED
GOOD
MANNERS**



**I SHOWED
GOOD
MANNERS**



**I SHOWED
GOOD
MANNERS**



**I SHOWED
GOOD
MANNERS**



**I SHOWED
GOOD
MANNERS**



**I SHOWED
GOOD
MANNERS**



**I SHOWED
GOOD
MANNERS**



**I SHOWED
GOOD
MANNERS**



**I SHOWED
GOOD
MANNERS**



**I SHOWED
GOOD
MANNERS**



**I SHOWED
GOOD
MANNERS**



**I CAN SHOW
GOOD
MANNERS**

BY

TREATING

OTHERS WITH

courtesy AND

politeness,

AND SHOWING

respectful

BEHAVIOR.



CHARACTER EDUCATION

**I CAN SHOW
GOOD
MANNERS**

BY

TREATING

OTHERS WITH

courtesy AND

politeness,

AND SHOWING

respectful

BEHAVIOR.



CHARACTER EDUCATION

**I CAN SHOW
GOOD
MANNERS**

BY

TREATING

OTHERS WITH

courtesy AND

politeness,

AND SHOWING

respectful

BEHAVIOR.



CHARACTER EDUCATION

**I CAN SHOW
GOOD
MANNERS**

BY

TREATING

OTHERS WITH

courtesy AND

politeness,

AND SHOWING

respectful

BEHAVIOR.



CHARACTER EDUCATION

**I CAN SHOW
GOOD
MANNERS**

BY

TREATING

OTHERS WITH

courtesy AND

politeness,

AND SHOWING

respectful

BEHAVIOR.



CHARACTER EDUCATION

MANNERS

PRE-SURVEY

Name: _____

Date: _____

I am learning to show good manners.



Always



Sometimes



Hardly



Never

I can define what having good manners means.				
I can identify ways to show good manners.				
I can recognize good-mannered behavior.				
I show good manners in the classroom.				
I show good manners at home.				
Having good manners is important to me.				
I think about showing good manners before I do something.				

MANNERS

POST-SURVEY

Name: _____

Date: _____

I am learning to show good manners.



Always



Sometimes



Hardly



Never

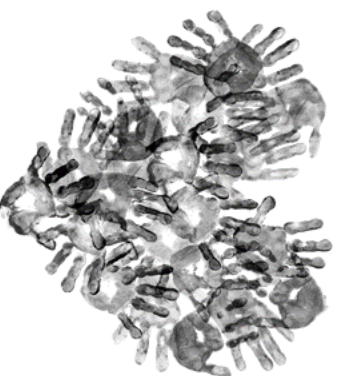
I can define what having good manners means.				
I can identify ways to show good manners.				
I can recognize good-mannered behavior.				
I show good manners in the classroom.				
I show good manners at home.				
Having good manners is important to me.				
I think about showing good manners before I do something.				

MANNNERS

GOOD CHARACTER AWARD

Presented to:

Teacher



Date

MANNNERS

GOOD CHARACTER AWARD

Presented to:



Teacher

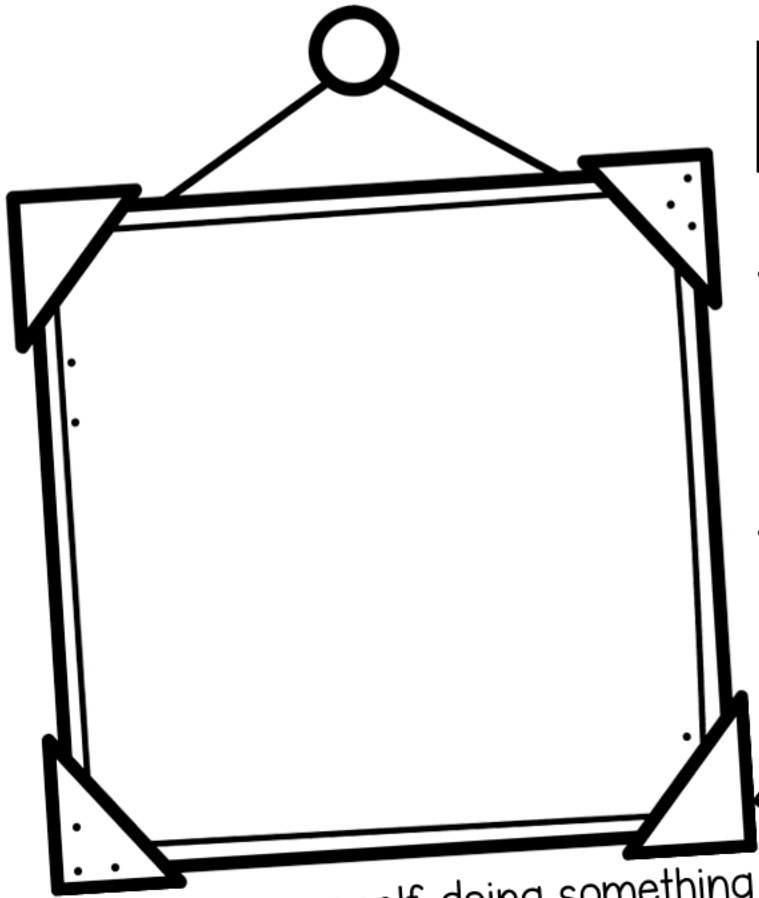
Date

MANNERS

WAYS TO SHOW GOOD MANNERS


Name: _____

Date: _____



Draw yourself doing something
with good manners.

I can show good manners by..



What does Good Manners mean to me?



MANNERS

WAYS TO SHOW GOOD MANNERS

Name: _____

Date: _____



Ways I can show good manners at school



Say please,
thank you,
sorry, and
excuse me.



Share with
classmates.



Clean up after
yourself.



Be respectful to
your teacher.




Wait for your
turn to speak.



Speak
kindly to
classmates



Raise your
hand.



Follow the
school rules.



Keep your voice
volume low.

MANNERS

WAYS TO SHOW GOOD MANNERS


Name: _____

Date: _____



Ways I can show good manners at home

Be
respectful
to family
members.



Don't brag when
you win a game
against a sibling.




Respect your
siblings stuff.

Chew with your
mouth closed at
dinner.



Pick up after
yourself.



Knock on your
siblings door before
you enter their room.



Practice Digital
Etiquette and think
before you type.

Show respect for
grandparents
and
elders.



Put away
technology at
mealtimes and
conversations



MANNERS


WAYS TO SHOW GOOD MANNERS

Name: _____

Date: _____



Ways I can show good manners in my community



Say hello to
neighbors.



Put items back where
you found them at the
store.

Help an
elderly
neighbor.



Hold the
door open
for others
at the store.



Cover
your cough
and sneeze.



Return
things you
borrowed
from a
neighbor.



Wait your
turn at the
playground.



Be a good sport

Return library
books on
time.





CUT AND  PASTE ONTO NEXT PAGE

Share with
classmates.

Be respectful to
family members.

Say hello to neighbors.

Be respectful to
your teacher.

Chew with your mouth
closed at dinner.

Hold the door open for
others at the store.

Raise your hand.

Show respect to
grandparents and elders.

Wait your turn at the
playground.

Don't brag when you win
a game against a sibling.

Speak kindly to
classmates.

Respect your
siblings stuff.

Say please, thank you, and
excuse me.

Return things you borrowed
from a neighbor.

Knock on your siblings door
before you enter their room.

Follow the
school rules.

Return library
books on time.

Put away technology at
mealtimes and conversations.

MANNERS

WAYS TO SHOW GOOD MANNERS SORT

Name: _____

Date: _____

Ways I show good
manners in my School

Ways I can show good
manners in my Home

Ways I can show good
manners in my Community

MANNERS


STUDENTS WITH CHARACTER

Name: _____

Date: _____

Students with Good Manners

TABLE MANNERS



Stephan is eating his lunch with his classmates. He makes sure to chew with his mouth closed and wait to talk until he has swallowed his food so that he does not talk with food in his mouth. He uses his utensils to eat, not his hands. When his friend shares a banana with him, he says, "thank you." He also uses a napkin to clean up his area before he leaves, and when he wants to get up, he raises his hand to ask permission before he gets up.

How did this student show good manners?



MANNERS

LEADERS WITH CHARACTER

Name: _____

Date: _____

Leaders with Good Manners

QUEEN ELIZABETH II



Elizabeth II was Queen of the United Kingdom from 1952 until her death in 2022. She lived through a period of massive change in society and many challenges and disappointments. However, her public persona always reflected a well-mannered, calm, and optimistic tone. She always maintained her composure and showed poise. The Queen had a motto to “show respect and be respected”. When she greeted others, she always looked them in the eye and shook their hand or waved hello. She spoke about how we should treat others. She said, “As we look for new answers in the modern age, I for one, prefer the tried and tested recipes, like speaking well of each other and respecting different points of view, coming together to seek out the common ground, and never losing sight of the bigger picture. To me, these approaches are timeless.”

How did Queen Elizabeth II show Good Manners?



MANNERS


CAREERS WITH CHARACTER

Name: _____

Date: _____


Careers with Good Manners

CUSTOMER SERVICE REPRESENTATIVE



A Customer Service Representative works with customers who have complaints, orders, or require information about products/services purchased from the organization. They also provide solutions that fit those individualized situations and prioritize the customers' needs at each step of the process. One of the important qualities in a good customer service rep is to be polite, attentive, and empathetic. They do this by greeting customers with a warm welcome, and use their name to address them. They listen attentively to the customers concerns without interrupting. They are mindful of the customers time, and always maintain a professional demeanor and tone. This often means staying calm and composed in challenging situations.

How do Customer Service Rep. show good manners?



MANNERS

DIGITAL CHARACTER

Name: _____

Date: _____

Digital Manners

ONLINE PICS



Tonya took a group picture of all her friends. She knows some of her friend's parents do not let them post pictures online. She asks each friend permission to post the picture on her social media page. They all gave her permission, so she posted the picture. Someone makes a mean comment on the picture. Tonya wants to respond to the mean comment with a mean comment back at them, but instead, she just deletes the comment and privately and politely asks that person not to comment negative things on her social media posts.

How did she show digital good manners?





Saying
please,
thank you,
sorry, and
excuse me.



Cleaning up
after yourself.



Raising your
hand.



Talking with
your mouth
full of food.



Returning
things you
borrowed
in good
condition.



Not
covering
your cough
or sneeze.



Waiting for your
turn to speak.



Yelling or
speaking
loudly.



Being disruptive.



Sharing with
classmates.



Cutting the line.



Burping loudly.

MANNERS

GOOD MANNERS OR NOT? SORT

Name: _____

Date: _____



THIS IS SHOWING GOOD MANNERS



THIS IS NOT SHOWING GOOD MANNERS

MANNERS

CAUSE & EFFECT

Name: _____

Date: _____

CAUSE

Read the situations and determine what effect that decision will have.

EFFECT

Jack and Sarah are playing blocks. Jack accidentally knocks Sarah's tower over. He apologizes to her.

Your friend helps you tie your shoelaces.

Michael is walking into the school with his hands full of books. As he reaches the door, someone holds the door open for him.

MANNERS

CAUSE & EFFECT

Name: _____

Date: _____

CAUSE

Read the situations and determine what effect that decision will have.

EFFECT

You are sitting in class and your teacher is teaching. Your friend is trying to talk to you. So you loudly tell him "not now!",

You are standing in line for the water fountain. You accidentally bump into your classmate. You don't apologize.

At recess, Mark wants to use the swing, but his friend Emily is already swinging. He patiently waits his turn.

MANNERS

CAUSE & EFFECT

Name: _____

Date: _____

CAUSE

Read the situations and determine what effect that decision will have.

EFFECT

During lunchtime, Emersyn starts eating before everyone else has their food.

You accidentally step on your friend's foot while playing tag. She seems upset so you tell her to "get over it".

You want to borrow a pencil from your classmate, Luke. He says no, but you take it anyways.

MANNERS

CAUSE & EFFECT

Name: _____

Date: _____

CAUSE

Read the situations and determine what effect that decision will have.

EFFECT

During recess,
Sarah's friend drops
her pencil case, and
all her things scatter.
Everyone laughs.

Your best friend,
Nathan, wants to
borrow your favorite
book. You lend it to
him.

During a class activity,
you sneeze very loudly
and don't cover your
mouth.

MANNERS

CAUSE & EFFECT

Name: _____

Date: _____

CAUSE

Read the situations and determine what effect that decision will have.

EFFECT

Amy sees her classmate struggle to carry his heavy backpack and offers to help.

You borrow a book from the library and lose it.

During a group activity you feel uncomfortable with Sarah standing too close. You politely ask her to give you a bit of space.

MANNERS

CAUSE & EFFECT

Name: _____

Date: _____

CAUSE

Read the situations and determine what effect that decision will have.

EFFECT

At the school cookout, there is a very long line to get hot dogs. You notice someone cut the line.

You notice your friend's new artwork as you walk with them down the hall and mention how you like it.

During a trip to the library, Merritt wants to tell her friend something so she yells to her to come over.

MANNERS

ROAD TO GOOD MANNERS

Name: _____

Date: _____

ROAD TO GOOD MANNERS: COLOR THE CAR OF YOUR ANSWER.



You tell her goodbye and thank her for playing with you.

After a playdate, your friend is leaving.



You walk away, not saying anything.



You throw a fit that you have to part ways.

You are invited to a friend's house for dinner. When you arrive, you...



Keep your shoes on and walk around the house.



Take off your shoes and leave them by the door.



Ignore any instructions given and do what you want.

Your dad is on the phone but you want to ask him if you can go play at your friend's house.



You scream his name over and over until he gets upset.



You try to get his attention and quietly tell him what you need.



You choose to be patient and wait until he is finished with his call.

MANNERS

ROAD TO GOOD MANNERS

Name: _____

Date: _____

ROAD TO GOOD MANNERS: COLOR THE CAR OF YOUR ANSWER.

You are out to eat at your favorite restaurant with your family and the server gets your order wrong.



You politely let them know and ask if there is a way it can be fixed please.



You demand them to fix the order immediately.



You eat the wrong thing without saying anything.

You are sitting in science class and your teacher is teaching.



You decide to doodle and not listen to the important information.



You talk to the friend beside you.



You listen closely so that you can learn what they are teaching.

You receive a gift from your Uncle Joe that you don't really like.



You tell him that you don't like it.



You still tell him thank you for the gift.



You don't say thank you and act like you never got it.

MANNERS

ROAD TO GOOD MANNERS

Name: _____

Date: _____

ROAD TO GOOD MANNERS: COLOR THE CAR OF YOUR ANSWER.

You walk to your classroom when you arrive at school and your teacher is at the door greeting the students.



Look at your teacher and then walk into class.



Ignore your teacher and walk into class.



Kindly say good morning back to your teacher.

You accidentally bump into someone in the hallway.



You say, "Oops, Sorry!"



You say, "Watch where you are going!"



You stay silent and walk away.

Your friend drops her pencil box on the floor. Everything spills out.



You laugh and watch them pick it up.



You kick it and walk away.



You bend down and help them pick it up.

MANNERS

ROAD TO GOOD MANNERS

Name: _____

Date: _____

ROAD TO GOOD MANNERS: COLOR THE CAR OF YOUR ANSWER.

You notice a classmate is feeling sad during recess.



You tell the teacher about it.



You walk up to them and ask them if they are okay.



You ignore them and play with your friends.

Your teacher is trying to get the class's attention on the loud bus.



You quietly listen and tell your friends to do the same.



You join in the chaos and keep talking and ignoring the teacher.



You stare at the teacher but keep talking to friends.

You finish your snack and there's no trash bin nearby.



You drop it on the floor and leave it there.



You give it to someone else to throw away.



You hold onto the trash until you find the trash bin.

MANNERS

ROAD TO GOOD MANNERS

Name: _____

Date: _____

ROAD TO GOOD MANNERS: COLOR THE CAR OF YOUR ANSWER.



You kindly let them know they cut in line.

You are in line for lunch at school, and someone accidentally cuts in front of you.



You push them out of the way and take your spot back.



You ignore it and wait quietly.



Leave the mess and move to a different spot.

You accidentally spill your water on the carpet during class.



Quickly find a napkin and clean up the spill the best you can.



Laugh and then blame someone else for doing it.



You ask her to carry some of your books too.

Your friend, Jaime, is struggling to carry her books.



You ignore her struggle and continue walking to class.



You offer to carry some of her books for her.

MANNERS

ROAD TO GOOD MANNERS

Name: _____

Date: _____

ROAD TO GOOD MANNERS: COLOR THE CAR OF YOUR ANSWER.



You raise your hand and wait for your turn to ask.

Your teacher is explaining a new lesson, and you have a question.



You shout out your question without raising your hand.



You raise your hand but then yell out your answer because you got tired of waiting to be called on.



You stomp on it and wrinkle it up.

You notice a classmate dropped their paper.



You ignore it and continue what you are doing.



You pick it up and give it back to them.



You snatch the cupcake quickly from their hands.

Your teacher is passing out cupcakes as a special treat.



You smile and say, "Thank you!"



You take the cupcake and begin eating.

MANNERS

GOOD-MANNERED WORLD

Name: _____

Date: _____

Table Manners

Table manners are a set of social conventions and behaviors that dictate how one should behave when dining with others. Here are some common table manners to keep in mind:

Napkin Etiquette: Place your napkin on your lap as soon as you sit down. Use your napkin to blot your mouth, not wipe it.

Utensil Use: Start with the outermost utensils and work your way inward. Hold utensils with the handle in your palm and your index finger on top.

Eating Pace: Eat at a moderate pace and avoid rushing through your meal. Wait for others to start eating before you begin, unless the host signals otherwise.

Chewing and Mouth Closed: Chew your food with your mouth closed. Avoid talking with food in your mouth.

Taking Small Bites: Take small, manageable bites of food. Avoid stuffing your mouth with too much food at once.

Cutting Food: Cut one or two bites of food at a time, rather than cutting the entire portion. Use your knife to guide food onto your fork.

Passing Dishes: Ask for items to be passed to you rather than reaching across the table.

Excusing Yourself: If you need to leave the table during a meal, politely ask to be excused from the table.


Engaging in Conversation: Engage in pleasant conversation with those at the table.

Cell Phone Usage: Keep your cell phone off the table during meals. If you must take a call, excuse yourself from the table.

Finger Foods: Use utensils when possible, even with finger foods. When it's appropriate to use your fingers (eg., chicken wings), do so neatly and avoid licking your fingers.

Thanking the Host: At the end of the meal, express your gratitude to the host.

Remember that table manners may vary slightly depending on cultural and regional norms, so it's a good idea to observe and follow the specific customs of the dining situation you're in. Good table manners help create a more enjoyable dining experience for everyone involved.



MANNERS

GOOD-MANNERED WORLD

Name: _____

Date: _____




TABLE MANNERS

Read the statements below and put a checkmark if you think the action was rude or polite table manners.

	POLITE	RUDE
Making a grossed out face when your mom makes a new food for dinner.		
Saying "thank you" when someone passes you something at the table.		
Asking to be excused from the table before you leave the table.		
Using your hands to eat spaghetti.		
Using your hands to eat chicken wings.		
Placing your napkin on your lap when you sit down at the table.		
Chewing loudly.		
Talking with your mouth full.		
Taking small manageable bites of your food.		
Rushing to eat your food so you can leave the table.		
Not speaking to anyone at the table.		
Texting while at the dinner table.		
Complimenting the person who made the meal.		

MANNERS


GOOD-MANNERED WORLD

Name: _____



Date: _____

CAFETERIA MANNERS

Look at the pictures and determine what bad manners are occurring in the cafeteria. Write your answer in the box beneath the photo.



--	--	--



--	--	--



DIGITAL ETIQUETTE

Use Polite Language: Use respectful and polite language in all digital communications, including emails, texts, and social media posts.

Mind Your Tone: Be mindful of the tone of your messages. Text can be misinterpreted, so try to convey your intentions clearly.

Think Before You Post: Before posting or sharing content online, consider the impact on others.

Respect Privacy: Respect others' privacy by not sharing their personal information, photos, or private messages without their permission. Adjust your privacy settings on social media platforms to control who can see your content.

Be Mindful of Timing: Avoid sending messages or making phone calls at inappropriate hours.

Use Proper Formatting: Use proper formatting, grammar, and spelling.

Be Tolerant and Inclusive: Show tolerance for diverse opinions and backgrounds when engaging in online discussions. Avoid engaging in or promoting cyberbullying.

Report Misconduct: Report inappropriate or bullying behavior to parents immediately.

MANNERS

GOOD-MANNERED WORLD


Name: _____

Date: _____


DIGITAL MANNERS

Read the digital scenarios and determine what each person should do to show the best digital manners.

Julia is about to send an email but she is not sure if she sounds polite.



Justin sees someone being mean online.



Tomas' parent tells him to put the tablet away at the dinner table.



What should she do?

What should he do?

What should he do?

Kayla records a video for her YouTube channel. She is about to post it.



Caleb accidentally texts a friend using ALL CAPS.



Kyle's mom says tablet time is up and asks him to hand it over.



What should she do?

What should he do?

What should he do?

MANNERS


GOOD-MANNERED WORLD

Name: _____

Date: _____

CLASSROOM MANNERS

Circle the good classroom manners shown below.



Waiting in line.



Littering.



Being destructive.



Raising your hand.



Using Bad Words



Being distracting.



Greeting others.



Cleaning up after yourself.



Playing too rough.



Including others.



Showing off.



Gossiping about others.



Sharing.



Thinking before you speak.



Taking care of your materials.



Being disrespectful.



Still hands and feet.



Being off task.



Not listening



Throwing a tantrum.



Using kind words.



Saying "thank you."



Yelling.



Throwing things.



Waiting for your turn to speak.

MANNERS

GOOD-MANNERED WORLD

Name: _____

Date: _____

ETIQUETTE AROUND THE WORLD

Manners and etiquette can vary significantly from one country to another. What is considered polite in one culture may not be the same in another. Let's practice having good etiquette in different parts of the world.

In Japan and Korea, a tip is considered an insult.

Would you still tip in these countries knowing this?

Removing shoes before entering a home is common in Asian and Middle Eastern cultures.

When visiting a home, what are some clues you can spot to know if you should take your shoes off or not?

In the United Kingdom it is rude to throw up the peace sign.


What could you do instead?

In some Asian cultures, it is disrespectful to look you in the eyes.

What could you do instead?

In Greece, any signal that shows your open palm is extremely offensive.

What are some hand signals you should not use in Greece?



MANNERS

GOOD-MANNERED WORLD

Name: _____

Date: _____

What are some examples of good manners you have seen from others?

Teacher



Family Members



Parent/Guardian



Friends




MANNERS

GOOD-MANNERED WORLD

Name: _____

Date: _____

What would society look like if no one showed good manners?



Would you want to live in this society, why or why not?




MANNERS

GOOD-MANNERED WORLD


Name: _____

Date: _____

What would society look like if everyone showed good manners?



Would you want to live in this society, why or why not?




MANNERS

GOOD-MANNERED WORLD

Name: _____

Date: _____

Let's time travel to the future, what is one way you would want people to have better manners? Why?



Let's time travel to the past, what is one way you would have wanted people to have better manners? Why?

MANNERS

SELF-REFLECTION

Name: _____

Date: _____

We all make mistakes, that is how we learn! Think of one example of a time where you did NOT show good manners.

I was NOT showing good manners when I...

o

o

.

What I learned...

o

o

.

This is how I will show better manners...

o

o

.

SELF-REFLECTION

Date: _____

One way I would like to show good manners

One way I want others to show good manners

Having good manners is important to me because

[illegible]

MANNERS


SELF-REFLECTION

Name: _____

Date: _____

Think about the ways you show manners, pick one that you feel you are consistent in doing and reflects your good character.

I show good
manners by:



**I HAVE GOOD
MANNERS**

MANNERS

SELF-REFLECTION

Name: _____

Date: _____

Think about the ways you show manners, pick one that you feel you are consistent in doing and reflects your good character.

I show good
manners by:



**I HAVE GOOD
MANNERS**

MANNERS

SELF-REFLECTION

Name: _____

Date: _____

Think about the ways you show manners, pick one that you feel you are consistent in doing and reflects your good character.

I show good
manners by:



**I HAVE GOOD
MANNERS**

MANNERS

SELF-REFLECTION

Name: _____

Date: _____

Think about the ways you show manners, pick one that you feel you are consistent in doing and reflects your good character.

I show good
manners by:



**I HAVE GOOD
MANNERS**

MANNERS

TASK CARDS

TASK

THINK & DISCUSS

CARDS



TIPS FOR USING TASK CARDS

- Encourage students to think about each question and share their response.
- Pair students together to have them take turns answering the task cards.
- Use the task cards as a center activity.
- To make it a writing activity, have students write their responses on paper.
- To make it a class wide activity, read the card out loud and encourage student responses. (see included PowerPoint slides to display on board)

DIG DEEPER QUESTIONS

- Are there multiple answers that could be considered good manners?
- How are your responses different or similar to other students?
- Why are some of our responses similar or different?
- What impacts our decision to show good manners or not?
- Does one rude decision make you a rude or bad-mannered person?
- What will happen if you make many bad-mannered decisions?

MANNERS



THINK & DISCUSS

What are ways to show good manners?



MANNERS

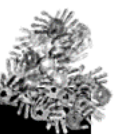


THINK & DISCUSS

How can you show good manners to friends?




MANNERS



THINK & DISCUSS

What are some ways to show bad manners?



MANNERS



THINK & DISCUSS

How can you show good manners when online?



MANNERS

Is arriving late showing
good manners?



THINK & DISCUSS




MANNERS

What are
ways to show
good manners
as a student?



THINK & DISCUSS




MANNERS

What are ways to show
good manners as a
family member?



THINK & DISCUSS




MANNERS

Think of someone
who is good-
mannered. How
are they good-
mannered?



THINK & DISCUSS



MANNERS



THINK & DISCUSS

Is helping someone the polite thing to do? Why?




MANNERS



THINK & DISCUSS

What is one way you always show good manners?



MANNERS



THINK & DISCUSS

Is apologizing when you are wrong the polite thing to do? Why?




MANNERS



THINK & DISCUSS

How can you show good manners in the cafeteria?



MANNERS

How can
you show
good
manners in
the music
room?



THINK & DISCUSS

MANNERS

How can
you show
good
manners in
the library?



THINK & DISCUSS

MANNERS


How can
you show
good
manners in
the art
room?



THINK & DISCUSS

MANNERS

How can you
show good
manners on
the
playground?




THINK & DISCUSS

MANNERS



THINK & DISCUSS

How can you show good manners at P.E.?



MANNERS



THINK & DISCUSS

How can you show good manners at Recess?



MANNERS



THINK & DISCUSS

How can you show good manners in the school hallway?



MANNERS



THINK & DISCUSS

Is covering your mouth when you cough or sneeze the polite thing to do? Why?



MANNERS



THINK & DISCUSS

What is one way
you wish people
would show
better
manners?



MANNERS



THINK & DISCUSS

What is one
way that you
want to show
better
manners?



MANNERS



THINK & DISCUSS

Is it showing
good manners
to litter? Why?



MANNERS



THINK & DISCUSS

Is it showing good
manners to not
wave back at
someone?
Why?



MANNERS

Is it showing good manners to say "please" and "thank you", why?



THINK & DISCUSS



MANNERS

Is it showing good manners to chew with your mouth open, why?

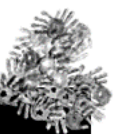


THINK & DISCUSS



MANNERS

Is it showing good manners to look someone in the eyes when they are talking to you? Why?



THINK & DISCUSS



MANNERS

Is it showing good manners to raise your hand? Why?




THINK & DISCUSS



MANNERS

Is it showing good manners to not go to a party you said you would go to? Why?



THINK & DISCUSS

MANNERS

Is it showing good manners to call people mean names? Why?



THINK & DISCUSS

MANNERS

Is it showing good manners to return something you borrowed in good condition? Why?



THINK & DISCUSS

MANNERS

Is it showing good manners to not take care of classroom materials? Why?



THINK & DISCUSS

MANNERS

How can showing
good manners
change the way
that others view
you?



THINK & DISCUSS




MANNERS

How can showing good
manners benefit your
life?



THINK & DISCUSS



MANNERS

When someone
shows bad manners
behavior
frequently
how do others
view them?



THINK & DISCUSS



MANNERS

Is showing good
manners an important
character trait to have in
a friend?



THINK & DISCUSS




MANNERS

Is showing
good manners
an important
character trait
for a leader to
have?



THINK & DISCUSS



MANNERS

Is showing good
manners an
important
character trait to
have when
using a phone or
computer?



THINK & DISCUSS



MANNERS

Is showing good
manners an
important
character trait
for a student to
have?



THINK & DISCUSS




MANNERS

Is showing good
manners an important
character trait
to show
working
in a career?



THINK & DISCUSS



MANNERS

SITUATION CARDS

SITUATION

WHAT WOULD YOU DO?

CARDS



TIPS FOR USING CARDS

- Encourage students to think about each scenario and what they would do.
- Pair students together to have them take turns answering the task cards.
- Use the task cards during centers having students answer in small groups.
- To make it a writing activity, have students write their responses on paper or in their journals.
- For a class wide activity or morning meeting, use the included PowerPoint slides

DIG DEEPER QUESTIONS

- What is the good-mannered thing to do and why?
- What are the possible consequences of this decision?
- What are the possible positive results of this decision?
- What would happen if an alternative decision was made?
- Does your decision help or hurt others?
- Is what you want to do different than the good-mannered thing to do? Why?
- What are all the different decisions that could be made?

MANNERS

WHAT WOULD YOU DO?

During a game of tag, you get tagged and are out.

What is the best way to show good manners?



MANNERS

WHAT WOULD YOU DO?

Your grandmother is in the middle of speaking to you, and you think of something you want to tell her right away.

What is the best way to show good manners?

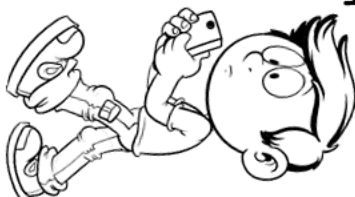


MANNERS

WHAT WOULD YOU DO?

You are in the middle of a conversation when your phone "dings" that you have a text.

What is the best way to show good manners?



MANNERS

WHAT WOULD YOU DO?

While waiting in line at a fast food place, you notice an elderly person is standing while you are sitting on a bench.

What is the best way to show good manners?



MANNERS

WHAT WOULD YOU DO?

On a field trip, your teacher asks you to wait before going into the museum.

What is the best way to show good manners?




MANNERS

WHAT WOULD YOU DO?

During lunch, David notices that he spilled some food on the floor.

What is the best way to show good manners?



MANNERS

WHAT WOULD YOU DO?

During art class, Anna REALLY wants to use the paintbrushes but all of them are taken.

What is the best way to show good manners?




MANNERS

WHAT WOULD YOU DO?

Sophia accidentally bumps into AJ and he drops his books.

What is the best way to show good manners?



MANNERS

WHAT WOULD YOU DO?

During a group project, your friend Mia says she needs some quiet time.

What is the best way to show good manners?



MANNERS

WHAT WOULD YOU DO?

During recess, Gabe wants to use a soccer ball and notices a classmate sitting down with one, not using it.

What is the best way to show good manners?



MANNERS

WHAT WOULD YOU DO?

Your teacher is teaching a lesson and your classmate whispers to you trying to start a conversation.

What is the best way to show good manners?




MANNERS

WHAT WOULD YOU DO?

During PE, Coach is carrying a very heavy box of equipment and looks like she is about to drop it.

What is the best way to show good manners?



MANNERS

WHAT WOULD YOU DO?

You borrow a book from your classmate.

What is the best way to show good manners?




MANNERS

WHAT WOULD YOU DO?

At the school assembly, Logan needs to get past a group of people.

What is the best way to show good manners?



MANNERS

WHAT WOULD YOU DO?

Your friend Stephen's mom baked you guys cookies. You try it and do not like it.

What is the best way to show good manners?




MANNERS

WHAT WOULD YOU DO?

After the science experiment, Jana notices some scraps of materials left on the floor.

What is the best way to show good manners?



MANNERS

WHAT WOULD YOU DO?

During class, Harriett really wants a drink of water.

What is the best way to show good manners?



MANNERS

WHAT WOULD YOU DO?

Lucy sees her teacher rushing towards the closing elevator doors.

What is the best way to show good manners?



MANNERS

WHAT WOULD YOU DO?

During lunch, you spill a bit of your drink on the table.

What is the best way to show good manners?



MANNERS

WHAT WOULD YOU DO?

You are over at your friend's house for dinner and their grandmother asks if you'd like some of the veggies she made. You don't like veggies.

What is the best way to show good manners?




MANNERS

WHAT WOULD YOU DO?

At dinner, your phone rings.
You really want to answer it.

What is the
best way to
show good
manners?



MANNERS

WHAT WOULD YOU DO?

You are listening to music with
your ear buds in at a family
gathering and notice that
everyone else is

talking to each other.
What is the best way to
show good manners?



MANNERS

WHAT WOULD YOU DO?

Your friend's baby sister painted
you a picture. It is very crazy
looking, but she asks if you like it.

What is the best way to
show good manners?




MANNERS

WHAT WOULD YOU DO?

You REALLY want one of the
cookies that your mom made
from the cookie jar.

What is the best way to
show good manners?




MANNERS

WHAT WOULD YOU DO?

You and Andrew are walking into the school. You reach for the door first.

What is the best way to show good manners?




MANNERS

WHAT WOULD YOU DO?

Your friend gave you a gift for your birthday that you do not like.

What is the best way to show good manners?



MANNERS

WHAT WOULD YOU DO?

A guest reader came to read to your class today. Your friend wants to talk while the guest is reading.

What is the best way to show good manners?



MANNERS

WHAT WOULD YOU DO?

During recess, you see your friend Andy struggling to tie his shoelaces.

What is the best way to show good manners?



MANNERS

WHAT WOULD YOU DO?

While playing a math game in class, your friend skips your turn.

What is the best way to show good manners?



MANNERS

WHAT WOULD YOU DO?

You accidentally knock Lilly's colors off of her desk as you walk by.

What is the best way to show good manners?



MANNERS

WHAT WOULD YOU DO?

It is time for the school assembly and your principal is speaking.

What is the best way to show good manners?



MANNERS

WHAT WOULD YOU DO?

During a class pizza party, your teacher is serving pizza to the class. You really want two slices.

What is the best way to show good manners?




MANNERS

WHAT WOULD YOU DO?

You really want to borrow a blue pen from your friend Elizabeth.

What is the best way to show good manners?



MANNERS

WHAT WOULD YOU DO?

Your allergies are bad today and you keep sneezing during class.

What is the best way to show good manners?



MANNERS

WHAT WOULD YOU DO?

Your mom is speaking to a neighbor when you have something you urgently need to tell her.

What is the best way to show good manners?



MANNERS

WHAT WOULD YOU DO?

You are in line at the cafeteria getting lunch and the staff serves you food.

What is the best way to show good manners?



MANNERS

WHAT WOULD YOU DO?

While talking to your friend Emmy on the carpet about your weekend, a story pops into your head that you REALLY want to tell.

What is the best way to show good manners?



MANNERS

WHAT WOULD YOU DO?

You go over to a friend's house to play. When you walk up to the door you notice it seems unlocked.

What is the best way to show good manners?



MANNERS

WHAT WOULD YOU DO?

Your team wins the game! You are so excited, but can tell the other team looks upset.

What is the best way to show good manners?

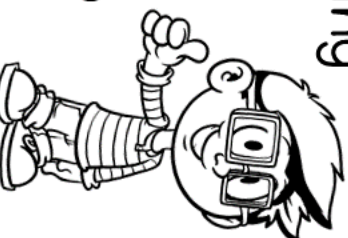


MANNERS

WHAT WOULD YOU DO?

You walk into the school building and a teacher is at the door greeting students and saying "good morning."

What is the best way to show good manners?



MANNERS

TREAT OTHERS WITH

courtesy AND

politeness,

AND SHOW

respectful

BEHAVIOR.

CHARACTER EDUCATION

MANNERS

TREAT OTHERS WITH

courtesy AND

politeness,

AND SHOW

respectful

BEHAVIOR.



CHARACTER EDUCATION

MANNERS

TREAT OTHERS WITH

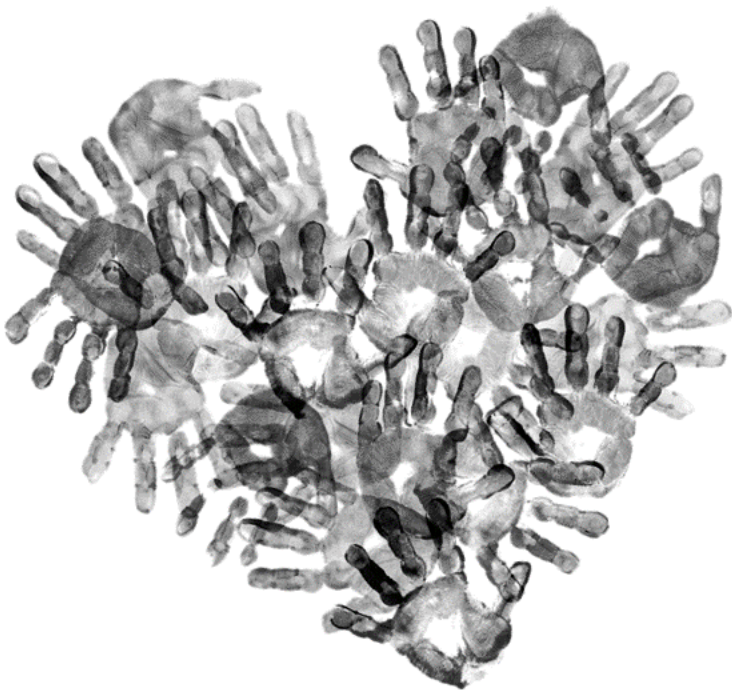
courtesy AND

politeness,

AND SHOW

respectful

BEHAVIOR.



CHARACTER EDUCATION

MANNERS

TREAT OTHERS WITH *courtesy* AND *politeness*, AND SHOW *respectful* BEHAVIOR.

Show up
on time.

Show
respect to
others.

Cover their
cough or
sneeze.

Return
borrowed
items in good
condition.



Say "Please",
"Thank you", and
"Excuse me".

Raise their
hand and
wait for their
turn to speak.

Clean up after
themselves.

Share and take
turns.

CHARACTER EDUCATION

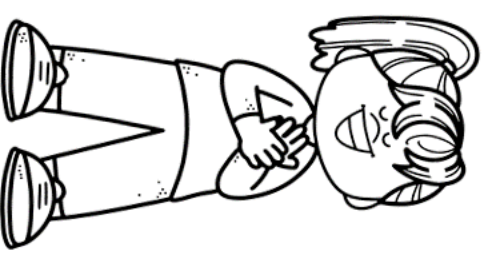
QUOTE ABOUT

MANNERS

**“RESPECT FOR OURSELVES GUIDES
OUR MORALS, RESPECT FOR OTHERS
GUIDES OUR MANNERS.”**

-LAURENCE STERNE

STUDENTS WITH



MANNERS

SHOWING RESPECTFUL BEHAVIOR THAT
LEADS TO A POSITIVE LEARNING
ENVIRONMENT.

- ✱ Say “Please”, “Thank you”, and “Excuse me”.
- ✱ Respect themselves, others, and property.
- ✱ Wait for their turn in line and to speak.
- ✱ Share and act kindly.

CAREERS WITH MANNERS

CUSTOMER SERVICE REP.



A Customer Service Representative works with customers who have complaints, orders, or require information about products/services purchased from the organization. They also provide solutions that fit those individualized situations and prioritize the customers' needs at each step of the process. One of the important qualities in a good customer service rep is to be polite, attentive, and empathetic. They do this by greeting customers with a warm welcome, and use their name to address them. They listen attentively to the customers concerns without interrupting. They are mindful of the customers time, and always maintain a professional demeanor and tone. This often means staying calm and composed in challenging situations.

CHARACTER EDUCATION

LEADERS WITH MANNERS QUEEN ELIZABETH II



Elizabeth II was Queen of the United Kingdom from 1952 until her death in 2022. She lived through a period of massive change in society and many challenges and disappointments. However, her public persona always reflected a well-mannered, calm, and optimistic tone. She always maintained her composure and showed poise. The Queen had a motto to “show respect and be respected”. When she greeted others, she always looked them in the eye and shook their hand or waved hello. She spoke about how we should treat others. She said, “As we look for new answers in the modern age, I for one, prefer the tried and tested recipes, like speaking well of each other and respecting different points of view, coming together to seek out the common ground, and never losing sight of the bigger picture. To me, these approaches are timeless.”

CHARACTER EDUCATION

DIGITAL



MANNERS


**THINK ABOUT HOW YOUR ONLINE ACTIVITIES
AFFECT YOURSELF, OTHER PEOPLE, AND THE
WIDER ONLINE COMMUNITY.**

- ✱ Think before you send, consider the impact on others.
- ✱ Be mindful of the tone of your messages. Text can be misinterpreted, so try to convey your intentions clearly.
- ✱ Do not look at your phone during conversations or at the dinner table.

CHARACTER EDUCATION

MANNERS

LOOKS LIKE



- * I share with others.
- * I wait my turn in line.
- * I hold the door open for others.
- * I take care of items I borrow.
- * I clean up after myself.
- * I follow the rules.
- * I chew with my mouth closed.
- * I cover my mouth when I

cough/sneeze. CHARACTER EDUCATION

MANNERS


SOUNDS LIKE



- * I say please, thank you, excuse me, and sorry.
- * I wait for my turn to speak.
- * I listen when others are speaking.
- * I think before I speak.
- * I use kind words that do not hurt others.
- * I raise my hand to speak.

MANNERS



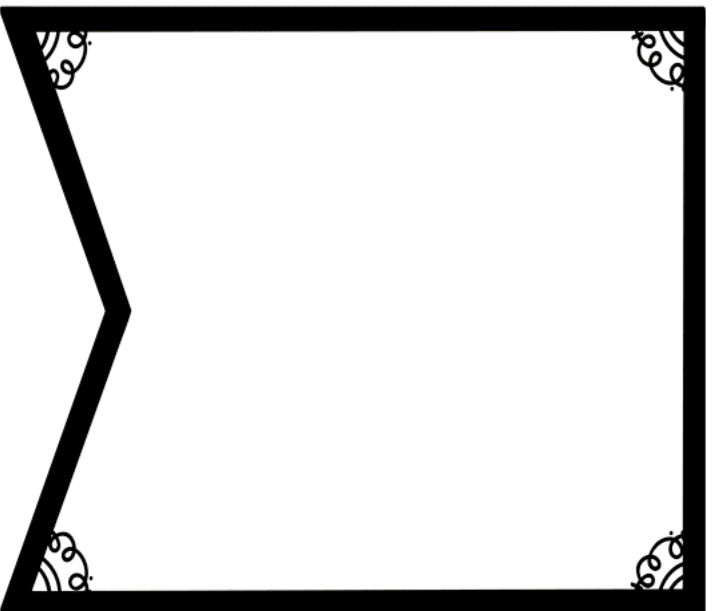

FEELS LIKE



- * I am polite.
- * I feel respectful and proud.
- * I feel considerate.
- * I think about how others feel.
- * I have self-respect.
- * I know how to behave.
- * I listen to others.
- * I respect differences.

MY MANNERS PLEDGE



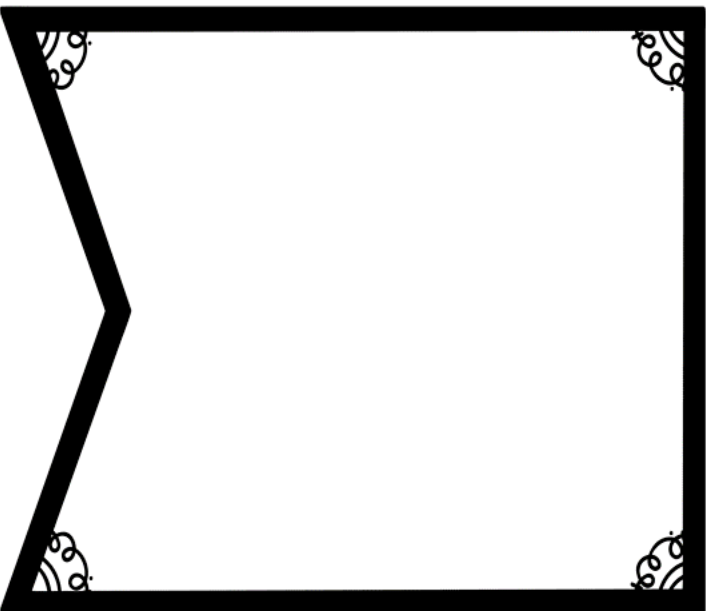

This is how I am going to show Good Manners:






Pledge by: _____



MY MANNERS PLEDGE


This is how I am going to show Good Manners:




Pledge by: _____









MANNERS



CHARACTER
EDUCATION

2 INCH

MANNERS



CHARACTER
EDUCATION

1.5 INCH

MANNERS



CHARACTER
EDUCATION

1 INCH

GOOGLE SLIDES

Your resource comes with a digital version for use in Google Slides via Google Classroom. Follow these steps to upload your resource.

1 Click here  [Character Education: Manners](#)

2 You will be prompted to make a copy of the resource. Click on the blue box that says "Make a copy" and the resource will go directly into your Google drive.

Google Drive

Copy document

Would you like to make a copy of Career Interest Inventory?

Make a copy



3 Go to your Google Drive and locate the copy of the file. You can rename the file at this point or add/delete slides.

4 Next, go to your Google Classroom and add an assignment. Select the Google Drive Symbol and select the resource you want to assign.

5 From here, you should see a grey box that says "Students can view file." Click the grey box. A dropdown menu should appear. Select, "Make a copy for each student."

YOU HAVE TO MAKE A COPY FOR EACH STUDENT!

Otherwise they will all be editing the same file.

Click "Assign" in the top right corner if you're ready to post!

This product is meant to be used in "edit" mode (not "presentation" mode). Edit mode is the only mode that allows drag & drop and writing in text boxes.




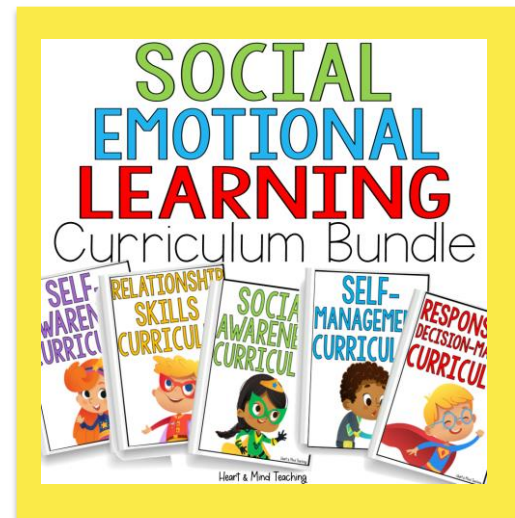

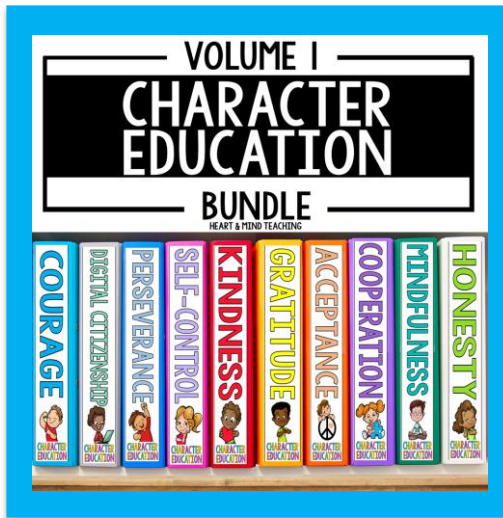
Helpful links for using Google Classroom:

[Teacher Tips for using Google Classroom \(TPT blog\)](#)

[Getting Started with Google Classroom \(youtube video\)](#)

CHECK THESE OUT

CLICK ON THE PICTURES TO GET A CLOSER LOOK.



COUNSELOR
Collab
— with Laura & Ashley —



Would you like to spend less time browsing for resources and lesson planning, and more time serving students? Let Laura from [Music City Counselor](#) and Ashley from [Heart and Mind Teaching](#) do the work for you!

CLICK TO COLLAB

MEMBER Perks

- ♥ Data-driven resources by theme.
- ♥ \$35+ value of ready-to-use materials.
- ♥ Lessons, group curriculums, forms, & activities.
- ♥ Tier 1, 2, and 3 research-based resources.
- ♥ No contracts, cancel anytime.



THANK YOU

FOR SUPPORTING MY LITTLE SHOP.

Hi there! I'm Ashley- a School Counselor, curriculum developer, blogger, and mama to two young boys. I have a passion for creating fun and engaging resources for Counseling and Social Emotional Learning.

LET'S BE FRIENDS

Ashley

Access my
Freebie
Library



FOLLOW FOR EXCLUSIVE SAVINGS

New products are 50% off for 24hrs.

CLICK HERE

★ HOW CAN YOU EARN TPT CREDITS? When you leave feedback, TpT rewards you with credits that you can use toward future purchases.

ACCESS MY FREEBIE LIBRARY

Join my Newsletter to be informed of all future added freebies.

I WANT FREEBIES

TERMS OF USE

© Heart and Mind Teaching, 2023. All rights reserved. Purchase of this item entitles the purchaser the right to reproduce for classroom, personal, and google classroom use only. Use in multiple classrooms, requires the purchase of additional licenses. Redistribution or duplication of this product is strictly forbidden without the written permission of the publisher. Copying any part of this product and placing it on a publicly accessible website is strictly forbidden and is a violation of the Digital Millennium Copyright Act (DMCA). You may post this for single-classroom use on a password protected student site such as google classroom. **You may NOT post my products on any public, for-profit, or commercial websites or entities, such as Outschool.** Please do not sell or distribute any part of this as your own. Thank you for abiding by universally accepted codes of professional ethics while using this product.



If you have any questions or concerns please email me at:

heartandmindteaching@gmail.com

CREDITS

